




WALNUT STREET THEATRE



STUDY GUIDE


SHOW SYNOPSIS

HONK! Jr., written by George Stiles and Anthony Drewe, is the story of Ugly, whose odd, gawky looks cause his duck family and farmyard neighbors to tease and humiliate him. Separated from the farm and pursued by a hungry Cat, Ugly must find his way home. Along his high spirited and harrowing journey he not only discovers his true beauty, but also finds love and acceptance in all its forms. HONK! Jr. is a wonderful reminder of all the things we hope our children will learn: Accept others for who they are, not what they look like, and remember, being different is okay!

DISCUSSION QUESTIONS

BEFORE THE SHOW

1. What do you think HONK! JR will be about?
2. Have you ever read the story “The Ugly Duckling? What was your favorite part?
3. Have you ever been bullied? Or have you ever seen someone else being bullied?



AFTER THE SHOW

1. What was the lesson of the story?
2. Has anyone ever treated you poorly? How did it make you feel?
3. If you could play one character from Honk JR, who would it be, and why?
4. Was the Ugly duckling actually ugly?



THEATRE 101



PLAYWRIGHT The playwright writes the script.

DIRECTOR The director is in charge of orchestrating the entirety of the production. They lead the actors, designers, and production crew to put the show on its feet.

COSTUME What the actors wear during the show.

SCENERY Everything on stage (*except props*) used to represent the setting, or the place in which the story is occurring.

PROPS All physical items on stage with the exception of the scenery. This includes lamps, chairs, pens, paper, books, and more!

LIGHTS Stage lights illuminate the actors so that they look their best. The colors used, focus of the light, and amount of lighting can really set the mood and environment of a scene.

SOUND Everything that you hear during a performance that does not come from the actors.

ACTORS The actors are the people that perform the show onstage.

AUDIENCE The lucky people that get to watch the show. New to being an audience member? Follow these rules and you will be a natural!

Ever wondered how to put on a play?

There are many different elements that go into putting a show up on its feet. Please review the following with your students:

AUDIENCE RULES

- ◆ Unlike a movie, the actors are performing in front of you. They can see everything that you do. Talking, sleeping, poking your neighbor, or making noise during the performance distracts the actors and others around you.
- ◆ Don't bring electronics to the performance. The use of cell phones, cameras, computers, tablets, and video game devices are **not allowed**.
- ◆ Use your better judgment on when to laugh, clap, and/or cry during the performance. But don't forget to clap at the end of the show!
- ◆ Stay in your seat during the performance.
- ◆ Make sure you go to the bathroom *before* the show starts.

Character and Movement Study

After you have watched the performance, think about how the movements of the animal characters differ from movements they see every day (such as walking, tying your shoes, brushing your teeth, etc.).

Movement Activity: Ask your students to take an everyday movement and do it as the animal of their choice. They can create the way that animal would brush its teeth or tie its shoes...

Pick one dance that the students enjoyed watching, and ask them to describe how the dance communicated ideas, thoughts, and feelings.

Movement Activity: Ask your students to create a dance that communicates a mood, idea or feeling.



History about the Original writer of "The Ugly Duckling"

In 1835 Hans Andersen completed his first novel, and he published his first small volume of fairy tales, an event that attracted little attention at the time. Andersen began his fairy-tale writing by retelling folk tales he had heard as a child from his grandmother. Soon, however, he began to create his own stories. Most of his tales are original. Among his most famous fairy tales are "The Ugly Duckling," "The Princess and the Pea," and "The Little Mermaid."

At first Andersen was not very proud of his fairy-tale writing, and, after talks with friends and Danish critics, he considered giving them up. But he later came to see fairy tales as the poetic form of the future, combining folk art and literature with the tragic and the comical elements of life. While children can enjoy most of the tales, the best of them are written for adults as well. The tales also take on different meanings to different readers, a feat only a great poet can accomplish.



TRY IT YOURSELF!

Have your students read through the scene below and explore acting like the different characters from the show!

MAUREEN: Alright. (To DUCKLINGS) Auntie Maur-Maur is off now, I'll see you later.

(MAUREEN exits.)

BEAKY: Auntie Maur-Maur? What a weird name.

FLUFF: What a big world it is.

BILLY: Yeah, far out.

DOWNY: I was getting scrambled inside that egg.

IDA: Don't go thinking that this is the whole world! It stretches far beyond the other side of the lake right into the Churchyard - though I've never been that far myself.

BEAKY: Wicked - let's explore.

IDA: Wait, wait, wait, wait, wait, wait, wait. There are one or two nest rules before you paddle off. Number one, no wet webbed-feet in the nest; Number two, you must feather your own nest every morning; Number three, no quacking after

sunset; Number four, no plankton between meals; Number f...wait a minute, you're not all here.

BEAKY: Hey guys, there's going to be another member of the gang.

IDA: (Peering into the nest.) Oh, quack! And it's the big one.

BILLY: Look at the shell on that!

FLUFF: Egg-cellent!

BILLY: How come he got such a big egg?

BEAKY: Yeah, we all got cramped into a regular shell, but that one got a queen-sized Ostrich job.

DOWNY: It's not fair, Mama.

ALL: No, Mama, it's not fair.



T-Shirt Design

Objective:

To create a design for Honk! Junior t-shirts

Introduction:

Show the students posters from various shows and movies. Samples of posters can be found in theatre books or catalogues. Discuss the information that must be included on the poster- title, names of the original creators, producing organization, director, music director, choreographer, designers, and time and place of performances.

PLEASE MAKE SURE YOUR STUDENTS USE THE FOLLOWING:

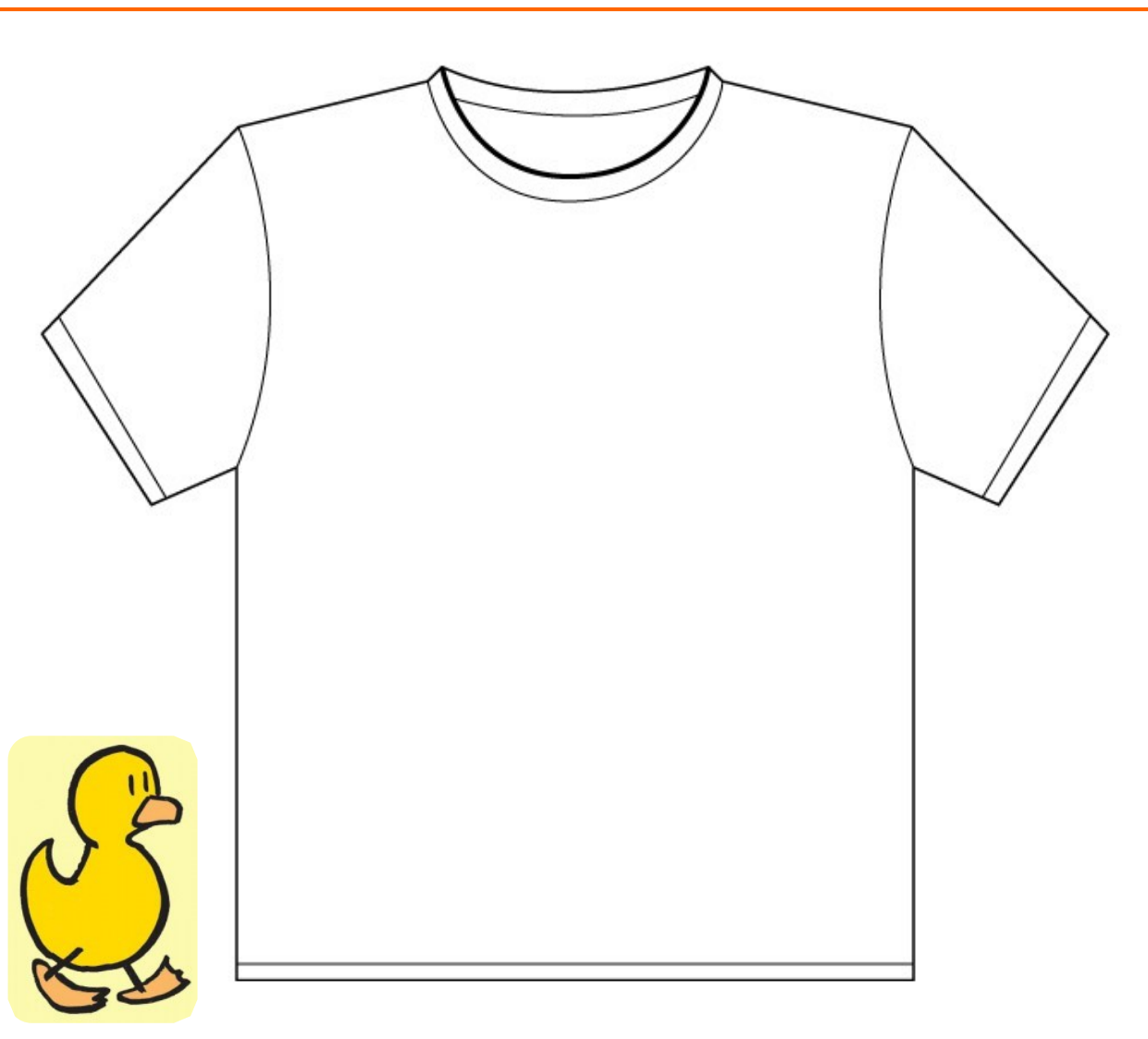
HONK! JUNIOR

A Part of THE BROADWAY JUNIOR COLLECTION

Music by George Stiles


Book and Lyrics by Anthony Drewe

Activity: Have the students create a t-shirt design for Honk! Junior , making sure that they include all necessary information. Have the students sketch their ideas first and then draw their final draft below! Make sure the t-shirt will help advertise the show!



Character Study

What can you remember from the show? Try filling out this crossword puzzle all about **Honk Jr!**



LIKE THE SHOW? LET US KNOW!

Send letters or drawings to:
Walnut Street Theatre
ATTN: Education Department
825 Walnut St.
Philadelphia, PA 19107



Across


- 3. The noise a duck makes
- 4. Ugly's father and the name for a male duck
- 5. Main character of "Honk! Jr."
- 8. Animal similar to a toad
- 10. Ugly's beautiful swan friend
- 13. Writer of the "Ugly Duckling"
- 15. The name for a bad winter storm

Down

- 1. The noise that Ugly makes
- 2. Name for a baby duck
- 6. At the end of the story, the whole neighborhood learns how important it is to "just believe in _____"
- 7. Military minded admiral of the geese
- 9. What Ugly eventually turns into
- 11. The term for a lesson learned from a story
- 12. Ugly's mother
- 14. Animal that tries to trick Ugly into "lunch"



WALNUT STREET THEATRE



BIOGRAPHY

Walnut Street Theatre has the unique distinction of being the oldest, continuously operating theatre in the English-speaking world, having served Philadelphia audiences for over 200 years!

Today, under the direction of Producing Artistic Director Bernard Havard, Walnut Street Theatre is in its 34th season as a self-producing, non-profit theatre company. Walnut Street Theatre continues to entertain and enlighten diverse audiences with high quality theatrical programming. With more than 50,000 subscribers, the Walnut is also the most subscribed theatre company in the world!

For 15 years the Walnut has been producing shows as part of our Kid Series. The Kid Series takes well known books and brings them to life on stage for children and families. Last season, **172,000** children and adults were impacted by the Walnut's Education Programs: including our theatre school with classes for kids and adults, Camp Walnut, Our Touring Outreach Program to local schools and our artist in residency programs.

WALNUT STREET THEATRE EDUCATION STAFF

DIRECTOR OF EDUCATION	Thomas Quinn
ASSISTANT DIRECTOR OF EDUCATION	Ashley Kerns
EDUCATION PROGRAMS ASSOCIATE	Elizabeth Ellis
EDUCATION PRODUCTION ASSOCIATE	Stephanie Sinteff
RESIDENT TEACHING ARTIST	Jasmine Hammond
EDUCATION APPRENTICE	Aine Lafferty
ACTING APPRENTICES	Hallie Hargus
	Sarah Owens
	Ladarreun Taylor
	Daniel Wisniewski

ADDITIONAL RESOURCES

WEB

- **Educational Drama Activities**
<http://plays.about.com/od/activities/>
- **Walnut Street Theatre Touring Outreach Company**
<https://walnutstreettheatre.org/education/outreach.php>
- **Drama Games**
<http://dramaresource.com/drama-games/>

Honk! JR CREATIVE TEAM

DIRECTOR.....	JESSE BERNSTEIN
CHOREOGRAPHER.....	NATE GOLDEN
MUSIC DIRECTOR.....	CHRIS BURCHERI
MUSIC BY	GEORGE STILES
BOOK AND LYRICS BY	ANTHONY DREWE

SPONSORED BY:

COURIER-POST
South Jersey's Newspaper | courierpostonline.com

